

SANBLUE CORPORATION LIMITED

Sanblue Corporation Ltd.

Script Code : 521222

(I)(a) Statement Showing Shareholding Pattern

SHAREHOLDING PATTERN AS ON 31- Dec - 2014


CLASS: EQUITY SECURITIES

Quarter Ended : Dec - 2014

Face Value : 10

Registered office	No. of Partly paid-up shares	Total no. of shares	No. of Shares held in Dematerialised Form
Partly paid-up shares			
Held by promoter/promoter group	0	0	0
held by public	0	0	0
Total	0	0	0
Outstanding convertible securities	No. of outstanding securities	As a % of total no. of outstanding convertible securities	As a % of total no. of shares of the company assuming full conversion of the convertible securities
Held by promoter/promoter group	0	0	0
held by public	0	0	0
Total	0	0	0
Warrants	No. of warrant	As a % of total no. of warrants	As a % of total no. of shares of the company assuming full conversion of warrants
Held by promoter/promoter group	0	0	0
held by public	0	0	0
Total	0	0	0
Total Paid-up capital of the company assuming full conversion of warrants and convertible securities			499676

Category Code	Category of Shareholder(s)	Number of Shareholder(s)	Total Number of shares	Number of shares held in Dematerialised Form	Total shareholding as a percentage of total number of shares		Shares pledged or otherwise encumbered	
					As a percentage of (A+B)	As a percentage of (A+B+C)	Number of shares	As a percentage of (A+B+C)
(A)	Shareholding of Promoter and Promoter Group							
(1)	Indian							
(a)	Individuals/ Hindu Undivided Family	4	3185325	3185325	63.71	63.71	0	0.00
(b)	Central Government/ State Government(s)							
(c)	Bodies Corporate							
(d)	Financial Institutions/ Banks							
(e)	Others							
	i) Trusts							
	ii) Directors							
	iii) Employee Welfare Trust							
	SUB TOTAL (A)(1)	4	3185325	3185325	63.71	63.71	0	0.00
(2)	Foreign							
(a)	Individuals (Non-Residents Individuals/Foreign Individuals)							
(b)	Bodies Corporate							
(c)	Institutions							
(d)	Others							
	i) not Specified							
	ii) not Specified							
	iii) not Specified							
	SUB TOTAL (A)(2)	0	0	0	0.00	0.00	0	0.00
	TOTAL Shareholding of Promoter and Promoter Group(A) = (1) + (2)	4	3185325	3185325	63.71	63.71	0	0.00
(B)	Public Shareholding							
(1)	Institutions							
(a)	Mutual Funds/ UTI							
(b)	Financial Institutions / Banks							
(c)	Central Government/ State Government(s)							
(d)	Venture Capital Funds							
(e)	Insurance Companies							
(f)	Foreign Institutional Investors	1	49800		1.00	1.00		
(g)	Foreign Venture Capital Investors							
(h)	Others							
	i) Trusts							
	ii) Not Specified							
	SUB TOTAL (B)(1)	1	49800	0	1.00	1.00		
(2)	Non - Institutions							
(a)	Bodies Corporate	33	10917	10667	0.22	0.22		
(b)	Individuals							
	i) Individual Shareholders holding nominal share capital up to Rs.1 Lakh	8223	572113	377513	11.44	11.44		
	ii) Individual Shareholders holding nominal share capital in excess of Rs.1 Lakh	9	1108718	1108718	22.18	22.18		
(c)	Others							



SANBLUE CORPORATION LIMITED

SHAREHOLDING PATTERN AS ON 31- Dec - 2014

Script Code : 521222

CLASS OF SECURITY : EQUITY


Quarter Ended : 31- Dec - 2014

(1)(a) Statement Showing Shareholding Pattern


Face Value : 10

Partly paid-up shares	No. of partly paid-up shares	As a % of total no. of partly paid-up shares	As a % of total no. of shares of the company
Held by promoter/promoter group	0	0	0
held by public	0	0	0
Total	0	0	0
Outstanding convertible securities	No. of outstanding securities	As a % of total no. of outstanding convertible securities	As a % of total no. of shares of the company assuming full conversion of the convertible securities
Held by promoter/promoter group	0	0	0
held by public	0	0	0
Total	0	0	0
Warrants	No. of warrant	As a % of total no. of warrants	As a % of total no. of shares of the company assuming full conversion of warrants
Held by promoter/promoter group	0	0	0
held by public	0	0	0
Total	0	0	0
Total Paid-up capital of the company assuming full conversion of warrants and convertible securities			148975

Category Code	Category of Shareholder(s)	Number of Shareholder(s)	Total Number of shares	Number of shares held in Dematerialised Form	Total shareholding as a percentage of total number of shares		Shareholding in excess of 1% (in lakhs)	
					As a percentage of (A+B)	As a percentage of (A+B+C)	Number of shares	As a percentage of (A+B+C)
(A)	Shareholding of Promoter and Promoter Group							
(1)	Indian							
(a)	Individuals/ Hindu Undivided Family	4	3185325	3185325	63.71	63.71	0	0.00
(b)	Central Government/ State Government(s)							
(c)	Bodies Corporate							
(d)	Financial Institutions/ Banks							
(e)	Others							
	i)Trusts							
	ii)Directors							
	iii)Employee Welfare Trust							
	SUB TOTAL (A)(1)	4	3185325	3185325	63.71	63.71	0	0.00
(2)	Foreign							
(a)	Individuals (Non-Residents Individuals/Foreign Individuals)							
(b)	Bodies Corporate							
(c)	Institutions							
(d)	Others							
	i)not Specified							
	ii)not Specified							
	ii)not Specified							
	SUB TOTAL (A)(2)	0	0	0	0.00	0.00	0	0.00
	TOTAL Shareholding of Promoter and Promoter Group(A) = (1) + (2)	4	3185325	3185325	63.71	63.71	0	0.00
(B)	Public Shareholding							
(1)	Institutions							
(a)	Mutual Funds/ UTI							
(b)	Financial Institutions / Banks							
(c)	Central Government/ State Government(s)							
(d)	Venture Capital Funds							
(e)	Insurance Companies							
(f)	Foreign Institutional Investors	1	49800		1.00	1.00		
(g)	Foreign Venture Capital Investors							
(h)	Others							
	i)Trusts							
	ii)Not Specified							
	SUB TOTAL (B)(1)	1	49800	0	1.00	1.00		
(2)	Non - institutions							
(a)	Bodies Corporate	33	10917	10667	0.22	0.22		
(b)	Individuals							
	i) Individual Shareholders holding nominal share capital up to Rs.1 Lakh	8223	572113	377513	11.44	11.44		
	ii) Individual Shareholders holding nominal share capital in excess of Rs.1 Lakh	9	1108718	1108718	22.18			
(c)	Others							




	i)Employees							
	ii)Non Resident Repatriates	7	2700	2700	0.05	0.05		
	iii)Non Resident Non Repatriates	174	70000	25	1.40	1.40		
	iv)Non domestic Companies							
	v)Trusts							
	vii)Others	1	2	2	0.00	0.00		
	vi)Directors & their Relatives & Friends							
	viii)Foreign Nationals							
	SUB TOTAL (B)(2)	8447	1764450	1499625	36.29	36.29		
	TOTAL Public Shareholding(B) = (1) + (2)	8448	1814250	1499625	36.29	36.29		
	TOTAL (A)+(B)	8452	4999575	4684950	100.00	100.00		
(C)	Shares held by Custodians and against which Depository Receipts have been issued							
	GRAND TOTAL (A) + (B) + (C)	8452	4999575	4684950	100.00	100.00	0	0.00



SANBLUE CORPORATION LIMITED AS ON 31/12/2014

Category Wise Distribution.

Status Description	Physical.		NSDL		CDSL	
	Holders	Holding	Holders	Holding	Holders	Holding
CLEARING MEMBERS	0	0	1	2	0	0
DIRECTORS	0	0	4	3185325	0	0
DOMESTIC COMPANIES	3	250	12	1945	18	8722
FOREIGN INSTITUTIONAL INVESTORS	1	49800	0	0	0	0
INDIVIDUALS	5811	194600	1731	1388109	690	98122
NRI NON REP	173	69975	0	0	1	25
NRI REP	0	0	7	2700	0	0
TOTAL	5988	314625	1755	4578081	709	106869



SANBLUE CORPORATION LIMITED

(l)(b) Statement showing Shareholding of persons belonging to the category "Promoter and Promoter Group"		Shares pledged or otherwise encumbered				
Sr. No.	Name of the shareholder	Number of shares	Shares as a percentage of total number of shares (i.e., Grand Total (A)+(B)+(C) indicated in Statement at para (l)(a) above)	Number of shares	As a percentage of total No. of shares	As a % of grand total (A)+(B)+(C)
1	SANJIV SHAH	2203950	44.08	0	0.00	0.00
2	BHAVESH SHAH	378750	7.58	0	0.00	0.00
3	ROOSHIKUMAR V. PANDYA	302625	6.05	0	0.00	0.00
4	AANAL R BHOW	300000	6.00	0	0.00	0.00
TOTAL		3185325	63.71	0	0.00	0.00




SANBLUE CORPORATION LIMITED

Scrip Code : 521222

Quarter ending : 31-Dec-2014

Details of Locked-in Shares

Sl. No.	Name of the Shareholder	No. of Shares	Locked-in Shares as % of Total No. of Shares
TOTAL			



SANBLUE CORPORATION LIMITED

(I)(c) Statement showing Shareholding of persons belonging to the category
"Public" and holding more than 5% of the total number of shares"

Sr. No.	Name of the shareholder	Number of shares	Shares as a percentage of total number of shares (i.e., Grand Total (A)+(B)+(C) indicated in Statement at para (I)(a) above)
TOTAL			



SANBLUE CORPORATION LIMITED

(I)(c) Statement showing Shareholding of persons belonging to the category
"Public" and holding more than 1% of the total number of shares"

Sr. No.	Name of the shareholder	Number of shares	Shares as a percentage of total number of shares (i.e., Grand Total (A)+(B)+(C) indicated in Statement at para (I)(a) above)
1	ARUNKUMAR K PATEL	180000	3.60
2	KARSANDAS M PATEL	180000	3.60
3	LALJIBHAI M PATEL	180000	3.60
4	NITIN K PATEL	180000	3.60
5	HEMANT L PATEL	180000	3.60
6	ANNAPURNA DEVI PANDYA	167600	3.35
TOTAL		1067600	21.35

