

# SANBLUE CORPORATION LIMITED

SHAREHOLDING PATTERN AS ON 30- Sep - 2014

Script Code : 521222

(I)(a) Statement Showing Shareholding Pattern

CLASS OF SECURITY : EQUITY

Quarter Ended : 30- Sep - 2014  
Face Value : 10

Partly paid-up shares	No. of partly paid-up shares	As a % of total no. of partly paid-up shares	As a % of total no. of shares of the company
Held by promoter/promoter group	0	0	0
Held by public	0	0	0
<b>Total</b>	<b>0</b>	<b>0</b>	<b>0</b>
Outstanding convertible securities	No. of outstanding securities	As a % of total no. of outstanding convertible securities	As a % of total no. of shares of the company assuming full conversion of the convertible securities
Held by promoter/promoter group	0	0	0
Held by public	0	0	0
<b>Total</b>	<b>0</b>	<b>0</b>	<b>0</b>
Warrants	No. of warrant	As a % of total no. of warrants	As a % of total no. of shares of the company assuming full conversion of warrants
Held by promoter/promoter group	0	0	0
Held by public	0	0	0
<b>Total</b>	<b>0</b>	<b>0</b>	<b>0</b>
<b>Total Paid-up capital of the company assuming full conversion of warrants and convertible securities</b>			
			<b>4999575</b>

Category Code	Category of Shareholder(s)	Number of Shareholder(s)	Total Number of shares	Number of shares held in Dematerialised Form	Total shareholding as a percentage of total number of shares		Shares pledged or otherwise encumbered	
					As a percentage of (A+B)	As a percentage of (A+B+C)	Number of shares	As a percentage
	<b>Shareholding of Promoter and Promoter Group</b>							
	Indian							
	Individuals/ Hindu Undivided Family							
	Central Government/ State Government(s)	4	3185325	3185325	63.71	63.71	0	0.00
	Bodies Corporate							
	Financial Institutions/ Banks							
	Others							
	ii) Trusts							
	iii) Directors							
	iii) Employee Welfare Trust							
	<b>SUB TOTAL (A)(1)</b>							
	Foreign	4	3185325	3185325	63.71	63.71	0	0.00
	Individuals (Non-Residents Individuals/Foreign Individuals)							
	Bodies Corporate							
	Institutions							
	Others							
	i) Not Specified							
	ii) Not Specified							
	iii) Not Specified							
	<b>SUB TOTAL (A)(2)</b>							
	<b>TOTAL Shareholding of Promoter and Promoter Group (A) = (1) + (2)</b>	0	0	0	0.00	0.00	0	0.00
	Public Shareholding	4	3185325	3185325	63.71	63.71	0	0.00
	Institutions							
	Mutual Funds, UT,							
	Financial Institutions/ Banks							
	Central Government/ State Government(s)							
	Venture Capital Funds							
	Insurance Companies							
	Foreign Institutional Investors							
	Foreign Venture Capital Investors	1	49800		1.00	1.00		
	Others							
	i) Trusts							
	ii) Not Specified							
	<b>SUB TOTAL (B)(1)</b>							
	Non - Institutions	1	49800	0	1.00	1.00		
	Bodies Corporate							
	Individuals	35	8124	7874	0.16	0.16		
	i) Individual Shareholders holding nominal share capital up to Rs 1 Lakh	6231	574708	379683	11.50	11.50		
	ii) Individual Shareholders holding nominal share capital in excess of Rs 1 Lakh	9	1108518	1108518	22.17	22.17		
	Others							



	ii) Non Resident Repatriates							
	iii) Non Resident Non Repatriates	8	2725					
	iv) Non domestic Companies	175	70375	2725	0.05	0.05		
	v) Trusts			400	1.41	1.41		
	vi) Others							
	vii) Directors & their Relatives & Friends							
	viii) Foreign Nationals							
	SUB TOTAL (B)(2)							
	TOTAL Public Shareholding(B) = (1) + (2)	8458	1764450	1499200	35.29	35.29		
	TOTAL (A)+(B)	8459	1814250	1499200	36.29	36.29		
(C)	Shares held by Custodians and against which Depository Receipts have been issued	8463	4999575	4684525	100.00	100.00		
	GRAND TOTAL (A) + (B) + (C)	8463	4999575	4684525		100.00	0	0.00

## SANBLUE CORPORATION LIMITED

(1)(b) Statement showing Shareholding of persons belonging to the category "Promoter and Promoter Group"		Shares pledged or otherwise encumbered				
Sr. No	Name of the shareholder	Number of shares	Shares as a percentage of total number of shares (i.e., Grand Total (A)+(B)+(C) indicated in Statement at para (1)(a) above)	Number of shares	As a percentage of total No. of shares	As a % of grand total (A)+(B)+(C)
1	SANJIV SHAH	2203950	44.08	0	0.00	0.00
2	BHAVESH SHAH	378750	7.58	0	0.00	0.00
3	ROOSHIKUMAR V PANDYA	302625	6.05	0	0.00	0.00
4	AANAL R BHOW	300000	6.00	0	0.00	0.00
<b>TOTAL</b>		<b>3185325</b>	<b>63.71</b>	<b>0</b>	<b>0.00</b>	<b>0.00</b>




SANBLUE CORPORATION LIMITED

Scrip Code : 521222

Quarter ending : 30-Sep-2014


Details of Locked-in Shares


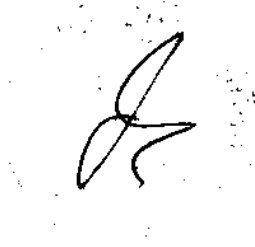
Sl. No.	Name of the Shareholder	No. of Shares	Locked-in Shares as % of Total No. of Shares
TOTAL			



# SANBLUE CORPORATION LIMITED

(f)(c) Statement showing Shareholding of persons belonging to the category "Public" and holding more than 5% of the total number of shares"		
Sr. No.	Name of the shareholder	Number of shares
		Shares as a percentage of total number of shares (i.e., Grand Total (A)+(B)+(C) indicated in Statement at para (1)(a) above)
<b>TOTAL</b>		



## SANBLUE CORPORATION LIMITED

(1)(c) Statement showing Shareholding of persons belonging to the category  
 "Public" and holding more than 1% of the total number of shares"

Sr. No.	Name of the shareholder	Number of shares	Shares as a percentage of total number of shares (i.e., Grand Total (A)+(B)+(C) indicated in Statement at para (1)(a) above)
1	ARUNKUMAR K PATEL	180000	3.60
2	KARSANDAS M PATEL	180000	3.60
3	LALJIBHAI M PATEL	180000	3.60
4	NITIN K PATEL	180000	3.60
5	HEMANT L PATEL	180000	3.60
6	ANNAPURNA DEVI PANDYA	180000	3.60
<b>TOTAL</b>		<b>1067600</b>	<b>21.35</b>

