

Sanblue Corporation Ltd.

Registered office : 22-A, Government Servant Society Nr. Municipal Market C.G.Road
Ahmedabad-380009 Tel No: 26562055

CIN NUMBER - L15400 GJ 1993 PLC020073.

4th April 2014

To,
Department of Corporate Services
The Bombay Stock Exchange
Phiroze Jeejeebhoy Towers.
Dalal Street
Mumbai-400001

Dear Sir,

SUBJECT Shareholding Pattern or the quarter ended 31st March 2014

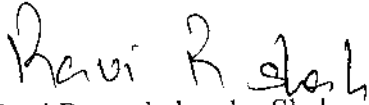
SCRIP CODE:521222

Please find enclosed the shareholding Pattern for the quarter ended 31st March 2014 as per the listing agreement.

Thanking you.

Yours faithfully,

FOR SANBLUE CORPORATION LIMITED



Ravi Rameshchandra Shah
Compliance officer and Authorized Signatory.

SANBLUE CORPORATION LIMITED

SHAREHOLDING PATTERN AS ON 31- Mar - 2014

Script Code : 521222

CLASS OF SECURITY : EQUITY


Quarter Ended : 31- Mar - 2014

(I)(a) Statement Showing Shareholding Pattern

Face Value : 10

| Partly paid-up shares | No. of partly paid-up shares | As a % of total no. of partly paid-up shares | As a % of total no. of shares of the company |
|---|-------------------------------|---|---|
| Held by promoter/promoter group | 0 | 0 | 0 |
| held by public | 0 | 0 | 0 |
| Total | 0 | 0 | 0 |
| Outstanding convertible securities | No. of outstanding securities | As a % of total no. of outstanding convertible securities | As a % of total no. of shares of the company assuming full conversion of the convertible securities |
| Held by promoter/promoter group | 0 | 0 | 0 |
| held by public | 0 | 0 | 0 |
| Total | 0 | 0 | 0 |
| Warrants | No. of warrant | As a % of total no. of warrants | As a % of total no. of shares of the company assuming full conversion of warrants |
| Held by promoter/promoter group | 0 | 0 | 0 |
| held by public | 0 | 0 | 0 |
| Total | 0 | 0 | 0 |
| Total Paid-up capital of the company assuming full conversion of warrants and convertible securities | | | 4999575 |

| Category Code | Category of Shareholder(s) | Number of Shareholder(s) | Total Number of shares | Number of shares held in Dematerialised Form | Total shareholding as a percentage of total number of shares | | Shares pledged or otherwise encumbered | |
|---------------|--|--------------------------|------------------------|--|--|----------------------------|--|-----------------|
| | | | | | As a percentage of (A+B) | As a percentage of (A+B+C) | Number of shares | As a percentage |
| (A) | Shareholding of Promoter and Promoter Group | | | | | | | |
| (1) | Indian | | | | | | | |
| (a) | Individuals/ Hindu Undivided Family | 4 | 3185325 | 3185325 | 63.71 | 63.71 | 0 | 0.00 |
| (b) | Central Government/ State Government(s) | | | | | | | |
| (c) | Bodies Corporate | | | | | | | |
| (d) | Financial Institutions/ Banks | | | | | | | |
| (e) | Others | | | | | | | |
| | i)Trusts | | | | | | | |
| | ii)Directors | | | | | | | |
| | iii)Employee Welfare Trust | | | | | | | |
| | SUB TOTAL (A)(1) | 4 | 3185325 | 3185325 | 63.71 | 63.71 | 0 | 0.00 |
| (2) | Foreign | | | | | | | |
| (a) | Individuals (Non-Residents Individuals/Foreign Individuals) | | | | | | | |
| (b) | Bodies Corporate | | | | | | | |
| (c) | Institutions | | | | | | | |
| (d) | Others | | | | | | | |
| | i)not Specified | | | | | | | |
| | ii)not Specified | | | | | | | |
| | iii)not Specified | | | | | | | |
| | SUB TOTAL (A)(2) | 0 | 0 | 0 | 0.00 | 0.00 | 0 | 0.00 |
| | TOTAL Shareholding of Promoter and Promoter Group(A) = (1) + (2) | 4 | 3185325 | 3185325 | 63.71 | 63.71 | 0 | 0.00 |
| (B) | Public Shareholding | | | | | | | |
| (f) | Institutions | | | | | | | |
| (a) | Mutual Funds/ UTI | | | | | | | |
| (b) | Financial Institutions / Banks | | | | | | | |
| (c) | Central Government/ State Government(s) | | | | | | | |
| (d) | Venture Capital Funds | | | | | | | |
| (e) | Insurance Companies | | | | | | | |
| (f) | Foreign Institutional Investors | 1 | 49800 | | 1.00 | 1.00 | | |
| (g) | Foreign Venture Capital Investors | | | | | | | |
| (h) | Others | | | | | | | |
| | i)Trusts | | | | | | | |
| | ii)Not Specified | | | | | | | |
| | SUB TOTAL (B)(1) | 1 | 49800 | 0 | 1.00 | 1.00 | | |
| (2) | Non - Institutions | | | | | | | |
| (a) | Bodies Corporate | 37 | 12096 | 11848 | 0.24 | 0.24 | | |
| (b) | Individuals | | | | | | | |
| | i) Individual Shareholders holding nominal share capital up to Rs.1 Lakh | 8245 | 571708 | 375933 | 11.44 | 11.44 | | |
| | ii) Individual Shareholders holding nominal share capital in excess of Rs.1 Lakh | 9 | 1107544 | 1107544 | 22.15 | 22.15 | | |
| (c) | Others | | | | | | | |



| | | | | | | | | |
|-----|--|-------------|----------------|----------------|---------------|---------------|----------|-------------|
| | i) Employees | | | | | | | |
| | ii) Non Resident Repatriates | 8 | 2725 | 2725 | 0.05 | 0.05 | | |
| | iii) Non Resident Non Repatriates | 175 | 70375 | 400 | 1.41 | 1.41 | | |
| | iv) Non domestic Companies | | | | | | | |
| | v) Trusts | | | | | | | |
| | vii) Others | | | | | | | |
| | vi) Directors & their Relatives & Friends | | | | | | | |
| | viii) Foreign Nations | | | | | | | |
| | SUB TOTAL (B)(2) | 8474 | 1764450 | 1498450 | 35.29 | 35.29 | | |
| | TOTAL Public Shareholding(B) = (1) + (2) | 8475 | 1814250 | 1498450 | 36.29 | 36.29 | | |
| | TOTAL (A)+(B) | 8479 | 4999575 | 4683775 | 100.00 | 100.00 | | |
| (C) | Shares held by Custodians and against which Depository Receipts have been issued | | | | | | | |
| | GRAND TOTAL (A) + (B) + (C) | 8479 | 4999575 | 4683775 | | 100.00 | 0 | 0.00 |



SANBLUE CORPORATION LIMITED

| (i)(b) Statement showing Shareholding of persons belonging to the category "Promoter and Promoter Group" | | Shares pledged or otherwise encumbered | | | | |
|--|-------------------------|--|--|------------------|--|-----------------------------------|
| Sr. No. | Name of the shareholder | Number of shares | Shares as a percentage of total number of shares (i.e., Grand Total (A)+(B)+(C) indicated in Statement at para (I)(a) above} | Number of shares | As a percentage of total No. of shares | As a % of grand total (A)+(B)+(C) |
| 1 | SANJIV SHAH | 2203950 | 44.08 | 0 | 0.00 | 0.00 |
| 2 | BHAVESH SHAH | 378750 | 7.58 | 0 | 0.00 | 0.00 |
| 3 | ROOSHIKUMAR V. PANDYA | 302625 | 6.05 | 0 | 0.00 | 0.00 |
| 4 | AANAL R BHOW | 300000 | 6.00 | 0 | 0.00 | 0.00 |
| TOTAL | | 3185325 | 63.71 | 0 | 0.00 | 0.00 |

SANBLUE CORPORATION LIMITED
 (Circular stamp with a signature over it)


SANBLUE CORPORATION LIMITED

Scrip Code : 521222

Quarter ending : 31-Mar-2014


Details of Locked-in Shares

| Sl. No. | Name of the Shareholder | No. of Shares | Locked-in Shares as % of Total No. of Shares |
|---------|-------------------------|---------------|--|
| TOTAL | | | |



SANBLUE CORPORATION LIMITED

| | (l)(c) Statement showing Shareholding of persons belonging to the category "Public" and holding more than 5% of the total number of shares" | | |
|--------------|--|------------------|--|
| Sr. No. | Name of the shareholder | Number of shares | Shares as a percentage of total number of shares (i.e., Grand Total (A)+(B)+(C) indicated in Statement at para (l)(a) above) |
| TOTAL | | | |



SANBLUE CORPORATION LIMITED

| (l)(c) Statement showing Shareholding of persons belonging to the category "Public" and holding more than 1% of the total number of shares" | | | |
|--|-------------------------|------------------|--|
| Sr. No. | Name of the shareholder | Number of shares | Shares as a percentage of total number of shares (i.e., Grand Total (A)+(B)+(C) indicated in Statement at para (l)(a) above) |
| 1 | ARUNKUMAR K PATEL | 180000 | 3.60 |
| 2 | KARSANDAS M PATEL | 180000 | 3.60 |
| 3 | LALJIBHAI M PATEL | 180000 | 3.60 |
| 4 | NITIN K PATEL | 180000 | 3.60 |
| 5 | HEMANT L PATEL | 180000 | 3.60 |
| 6 | ANNAPURNA DEVI PANDYA | 167500 | 3.35 |
| TOTAL | | 1067600 | 21.35 |

